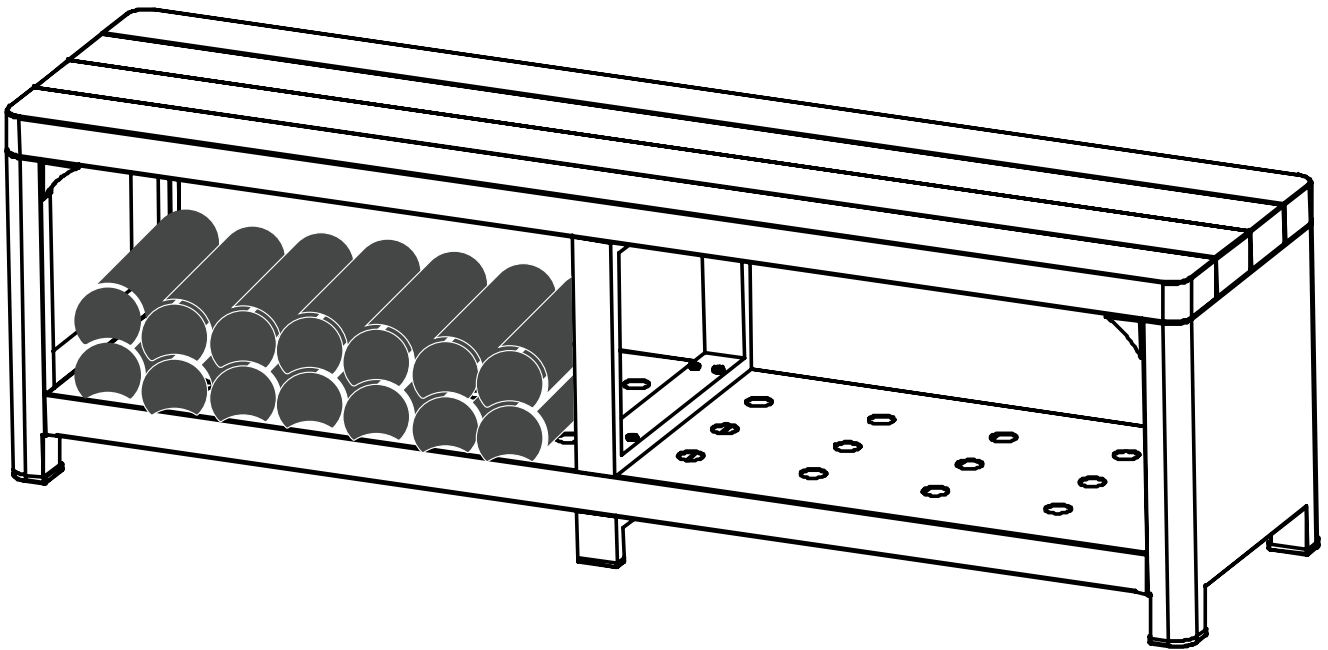



VOLCANO
FURNITURE SERIES



BENCH
ALUMINUM

F C C
B B Q
FCC-B-23150

A S S E M B L Y & M A I N T E N A N C E

IMPORTANT, RETAIN FOR FUTURE REFERENCE: READ CAREFULLY

WHO ARE WE?

The Flying Culinary Circus is the world's first traveling cooking group. In 2005 Trond, Hans-Kristian, Mathias, and Tor, went to New York. A journey that ended up being an adventure of a lifetime. With 65 countries and 300,000 hours of culinary experience in the Chef whites, we have developed, designed, and produced a wide range of grills and accessories that add something new and unique to the grill range in the Nordic region.

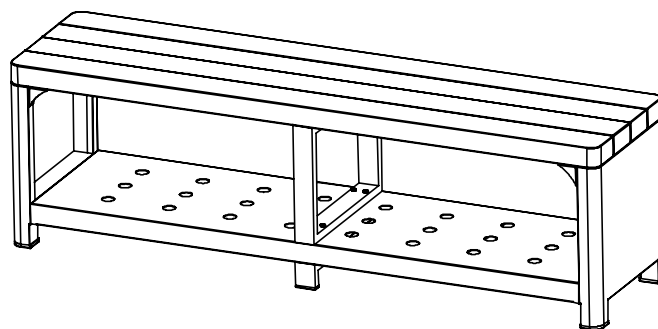
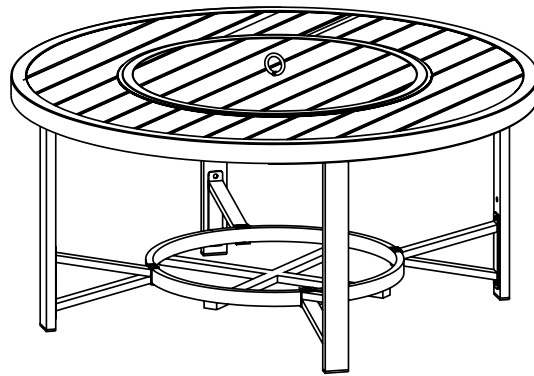



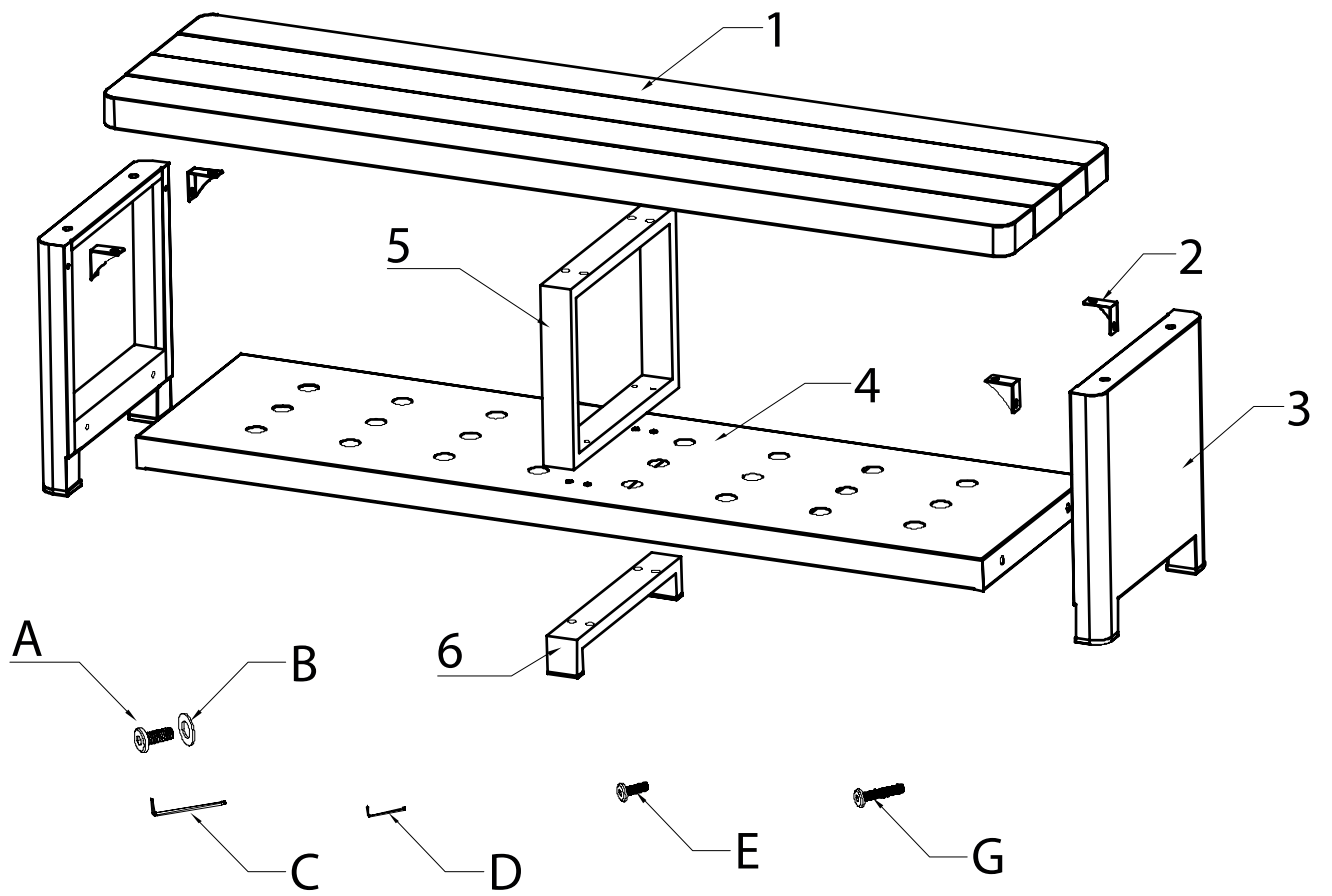
Hans-Kristian, Mathias, Trond and Tor.

Something we have always had is great love for grilling and barbeque as a cooking method. Whether we have a garden party, enjoy summer evenings in the park, cater for famous guests on the French Riviera or simply just go on a cabin trip, barbecue and grilling is in the center. It's fantastic flavors, it's tough, it's cool and it's love for the most amazing cooking method in the world! 2023 will be the sixth year for FCC BBQ, and we're very proud and humble for the success and what we as a company have achieved. For all of FCC BBQ products, the common denominator is high quality and functionality at a good price. We want to inspire the world through cooking. Just as our vision: Share the fun of cooking!



VOLCANO
FURNITURE SERIES



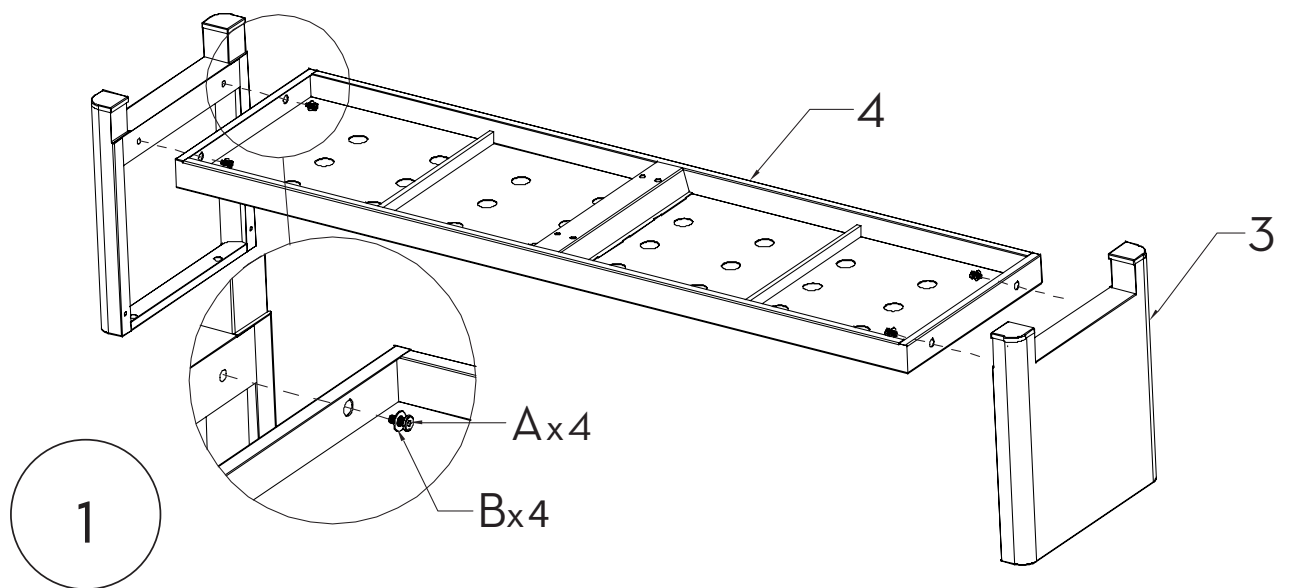


Code	Description	Qty
1	Top panel	1
2	Triangle bracket	4
3	Side panel	2
4	Bottom panel	1
5	Middle support frame	1
6	Middle support leg	1
A	M6x15 bolt	8
B	M8 flat washer	8
C	4mm hexagon wrench	1
D	2mm hexagon wrench*	1
E	M4x12 bolt	8
G	M6x40 bolt	12

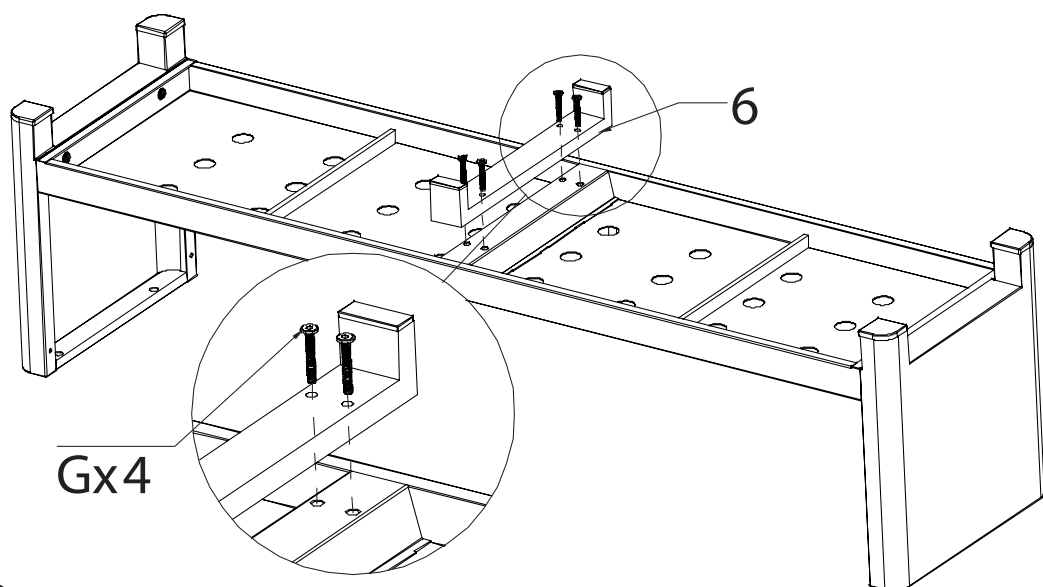
*NOTE! Please be noted 2.5mm hexagon wrench is for the bolts to assemble Triangle bracket (2) only, and 4mm hexagon wrench is for all other bolts.

Assemble the bench on a flat surface

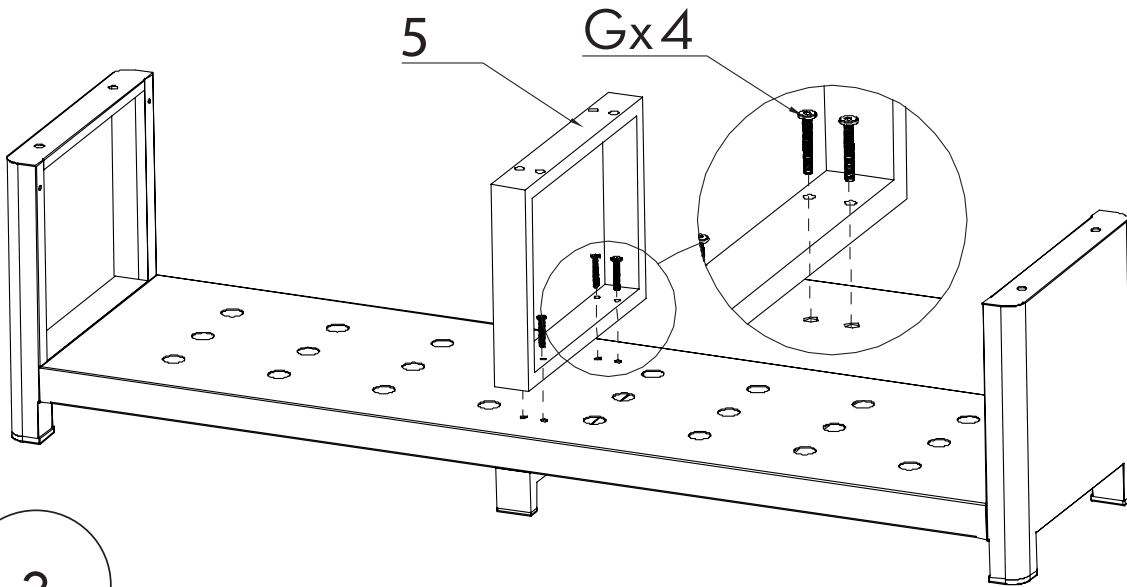
Maximum load/weight: 300 kg



Fit the right and left side panels to the bottom plate with 4 pcs A screws with 4 pcs B washers.

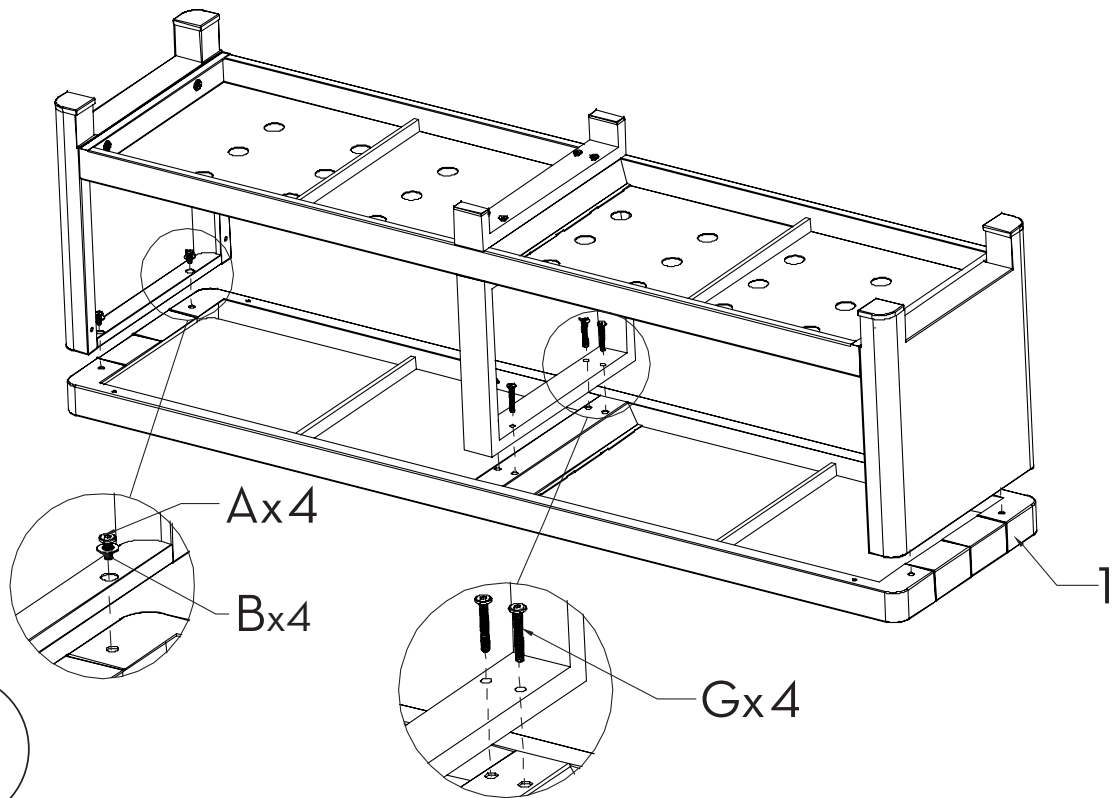


Mount the middle support leg with 4 pcs G screws.



3

Mounte the middle support frame with 4 pcs G screws.

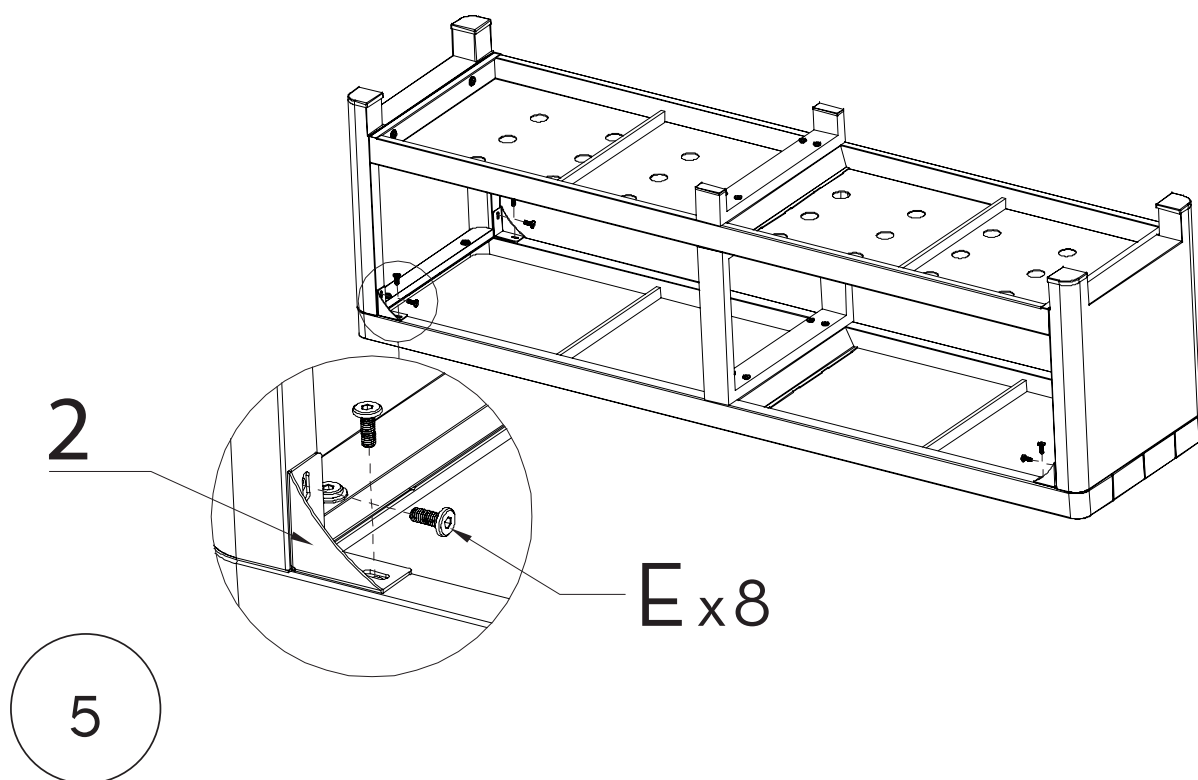


4


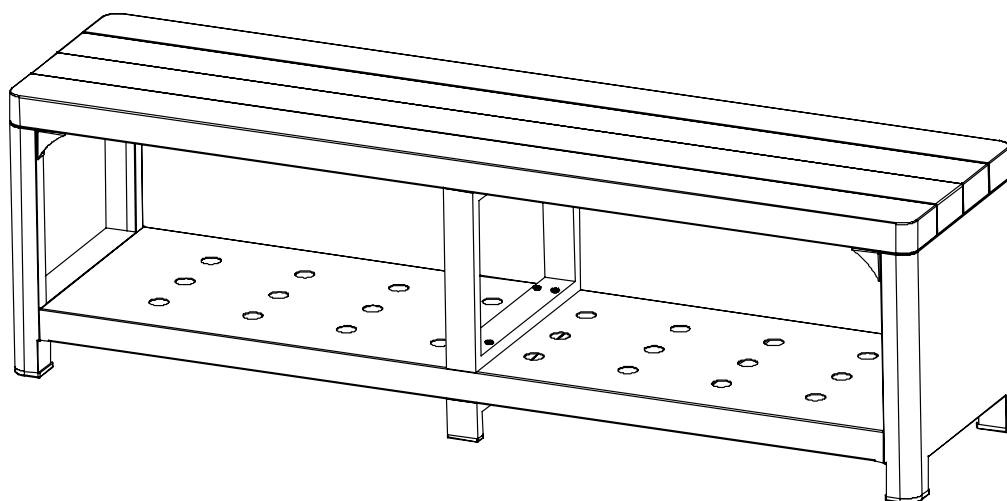
Mount the top plate with 4 pcs A screws with 4 pcs B washers.

TIP!

- Use the packaging as protection against the substrate to avoid scratches and other damage.



Fit 4 corner brackets with 8 E screws.
NB! Use the 2mm hexagon wrench.



The bench is now fully assembled.

- If the furniture is to be stored outdoors all year, then you must ensure that water is drained from the furniture and that it is not left standing with water in the frame. This can cause frost damage and will not be covered by warranty.
- All metals can rust under the right conditions. Aluminum has an extremely high resistance, but regular cleaning and maintenance will increase its lifespan.
- Salts, sea air, bird droppings, paint scratches, and other strain may harm the finish over time. Clean regularly to prevent this from occurring.
- Note! The furniture may have sharp edges. We have done our best to remove sharp edges during production, but we recommend to exercise caution when handling the product.
- THIS PRODUCT IS DESIGNED FOR USE IN DOMESTIC HOUSEHOLDS AND IS NOT INTENDED FOR COMMERCIAL USE IN RESTAURANTS OR SIMILAR VENUES
- The painted surface of the furniture may be affected by sunlight. This does not affect the properties of the furniture and is not covered by warranty.
- The painted surface of the furniture can be worn/scratched during use. This must be fixed to prevent rust from forming in damaged surface areas.
- The furniture must only be used for its intended purpose and must not be exposed to weight exceeding its maximum specification nor exposed to other loads/strain. DO NOT STAND OR JUMP ON THE FURNITURE AS THIS MAY DAMAGE THE PRODUCT.
- In the event the furniture is overloaded, the joints and fittings may be damaged, affecting the furniture's strength and structure. This is not covered by warranty.
- Check for the presence of any damage before assembly. Please contact support@fccbbq.no for any inquiries.
- The surface of the furniture may become very hot in direct sunlight. Please be aware of this and avoid use in high temperatures, as this may cause injury.
- The furniture is intended for outdoor use.
- Do not use electrical tools to assemble the furniture. Tools with excessive force may damage the surface coating of screws, damage enamel/painted parts of the grill, and loosen pre-fitted nuts.
- Inserting screws wrongly, torquing with excessive force, or using electrical tools may damage the threading, and this will not be covered by warranty.
- Keep children and others who require supervision at a safe distance away to prevent them from climbing on the furniture. This may entail a risk of injury. Adults must supervise the use of the furniture.
- Covers must not be applied before the furniture is completely cool and dry. Moisture on the inside of covers may cause large formations of surface rust and damage to painted components.

MAINTENANCE OF ALUMINUM FURNITURE

Aluminum requires less maintenance, but it may corrode over time in damp and salty environments.

- Ensure regular cleaning with gentle soapy water and a soft brush or sponge. If the furniture is exposed to a lot of acid rain, pollution, bird droppings, and similar waste that can corrode the surface treatment and leave ugly stains. Clean the surface with clean water at the end to remove remaining soap.
- Please note that while aluminum can take a lot, it can't take everything. It won't withstand being bent repeatedly, and corrosion may occur in the presence of salts, salt water, and other metal alloys. Aluminum is generally considered rust-free, but corrosion may occur if it is left exposed.
- If the furniture takes surface damage that removes the paint, we recommend using a paint repair pen or similar tool to prevent oxidization. Contact your nearest retailer.
- Use a garden hose for cleaning.
- The use of pressure washers is not recommended, as this may harm the furniture and its surface coating.
- Make sure that the drainage holes are not covered when stacking firewood.
The holes ensure good drainage.

SHORT AND LONG-TERM STORAGE

- Clean the furniture before storing and make sure provide it with extra protection. Use suitable cleaning products and wipe it down with a damp cloth.
- Make sure that the furniture is dry and not heated before storing under a furniture cover. If this is skipped, it may create a reaction with the cover, or leave stains or undesirable marks on the furniture. If there is moisture on the furniture, it may cause frost damage to the frame or joints. This may expand and damage the structure if ice forms. Ensure that there is no water in the frame before storage. If present, any water must be drained using the drainage holes.
- If you are storing the furniture in a cover during the winter, ensure proper ventilation.
- The furniture must be stored right side up to prevent water from entering the frame.
- Please note that damage caused by improper storage and/or frost damage will not be covered by warranty.



VOLCANO

FURNITURE SERIES

WARRANTY CLAIM

This product is covered by a warranty in accordance with consumer legislation. It has undergone strict quality controls and testing at the factory. If there are any parts missing or the product has been damaged, please contact your dealer or the consumer contact below for help.

In the event of damage to the product, we ask for pictures of the damage and damage to the product's packaging is attached to the complaint.

Faults due to misuse, lack of maintenance or modification of the product will invalidate the warranty. Damaged parts not due to a fault with the product will be invoiced according to our price list + carriage and administration fee.

If new parts are needed or in the event of a warranty claim, please contact your dealer or consumer contact:

FCC PRODUCTS AS

KJELLER VEST 3, 2007 KJELLER,
NORWAY



+47 924 78 600

Support opening hours: Mon-Fri 10:00-14:00

✉ support@fccbbq.com

FCCBBQ.NO

FCCBBQ.SE

FCCBBQ.COM

Always attach your receipt when making a warranty claim.

PRODUCED IN CHINA FOR FCC PRODUCTS

We are always looking for ways we can improve our products. Therefore, we reserve the right to change technical specifications at any time. You will always find the latest manual on WWW.FCCBBQ.COM.